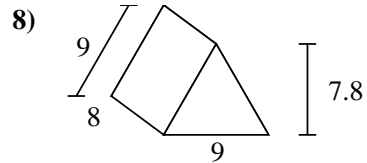
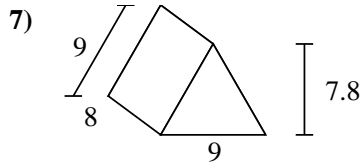
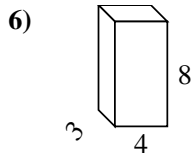
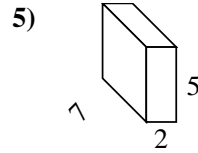
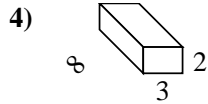
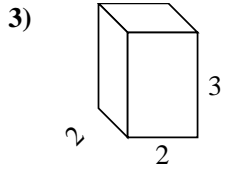
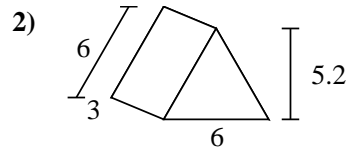
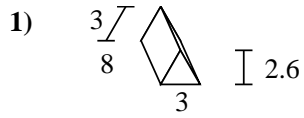
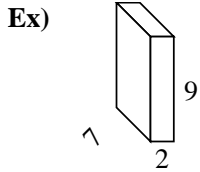




Find the surface area of each figure. Units are in cm (not to scale).



Answers

Ex. 190 cm²

1. _____

2. _____

3. _____

4. _____

5. _____

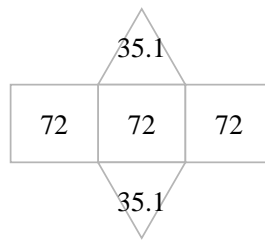
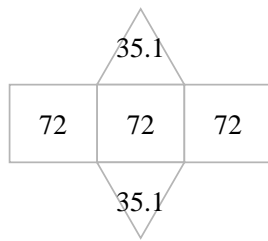
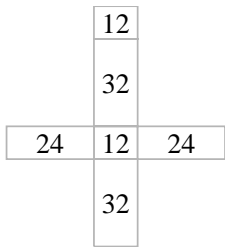
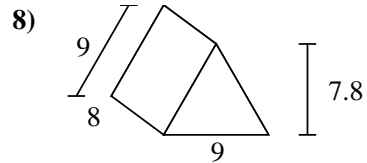
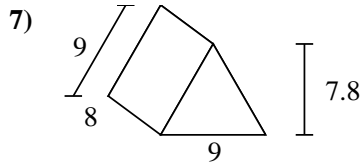
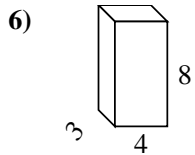
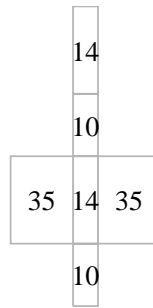
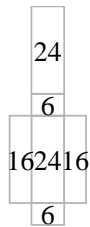
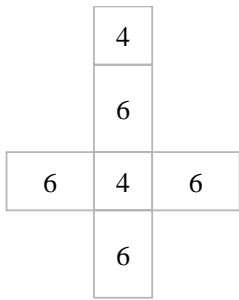
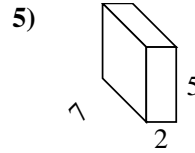
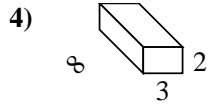
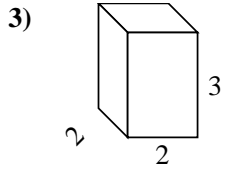
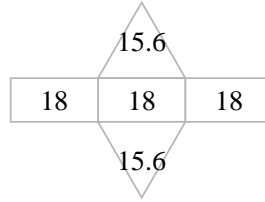
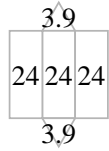
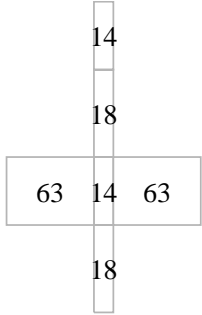
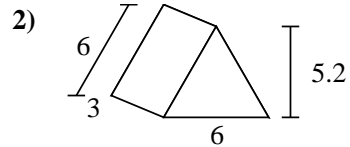
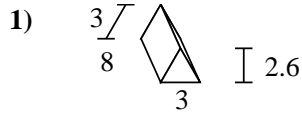
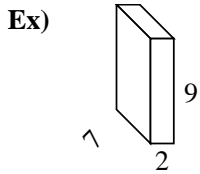
6. _____

7. _____

8. _____



Find the surface area of each figure. Units are in cm (not to scale).



Answers

Ex. **190 cm²**

1. **79.8 cm²**

2. **85.2 cm²**

3. **32 cm²**

4. **92 cm²**

5. **118 cm²**

6. **136 cm²**

7. **286.2 cm²**

8. **286.2 cm²**