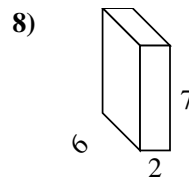
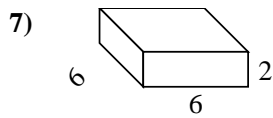
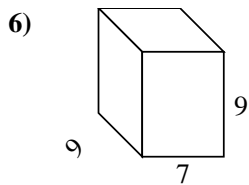
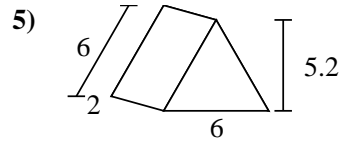
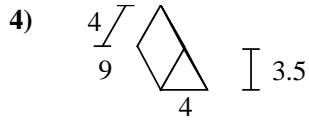
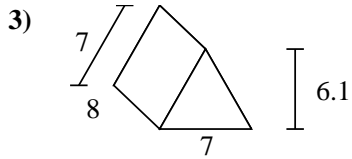
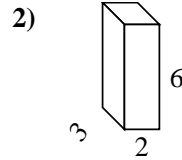
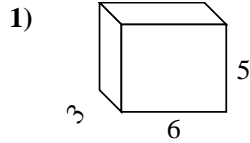
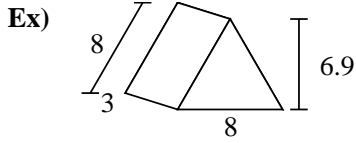




Find the surface area of each figure. Units are in cm (not to scale).



**Answers**

Ex. 127.2 cm<sup>2</sup>

1. \_\_\_\_\_

2. \_\_\_\_\_

3. \_\_\_\_\_

4. \_\_\_\_\_

5. \_\_\_\_\_

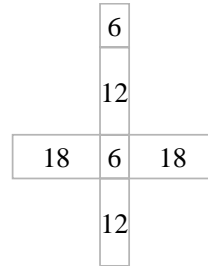
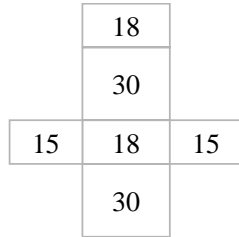
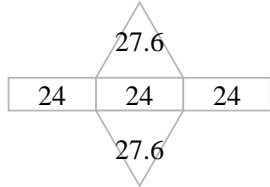
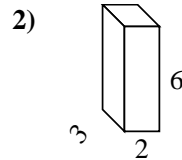
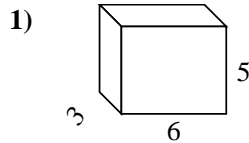
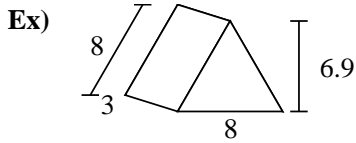
6. \_\_\_\_\_

7. \_\_\_\_\_

8. \_\_\_\_\_



Find the surface area of each figure. Units are in cm (not to scale).



**Answers**

Ex. 127.2 cm<sup>2</sup>

1. 126 cm<sup>2</sup>

2. 72 cm<sup>2</sup>

3. 210.7 cm<sup>2</sup>

4. 122 cm<sup>2</sup>

5. 67.2 cm<sup>2</sup>

6. 414 cm<sup>2</sup>

7. 120 cm<sup>2</sup>

8. 136 cm<sup>2</sup>

