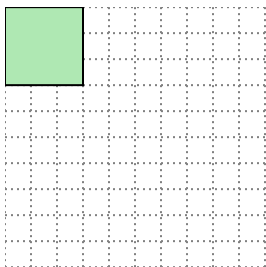


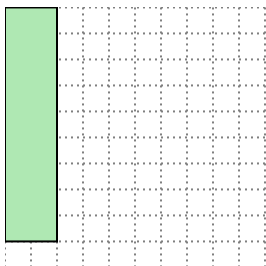


Solve each problem.

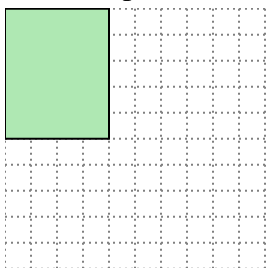
- 1) The rectangle below has the dimensions  $3 \times 3$ . Create a rectangle with the same area, but a different perimeter.



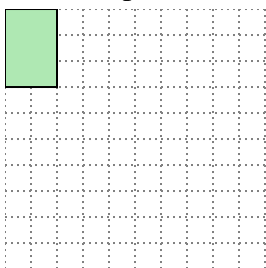
- 2) The rectangle below has the dimensions  $2 \times 9$ . Create a rectangle with the same area, but a different perimeter.



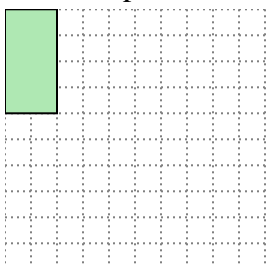
- 3) The rectangle below has the dimensions  $4 \times 5$ . Create a rectangle with the same area, but a different perimeter.



- 4) The rectangle below has the dimensions  $2 \times 3$ . Create a rectangle with the same area, but a different perimeter.



- 5) The rectangle below has the dimensions  $2 \times 4$ . Create a rectangle with the same area, but a different perimeter.

**Answers**

1. \_\_\_\_\_

2. \_\_\_\_\_

3. \_\_\_\_\_


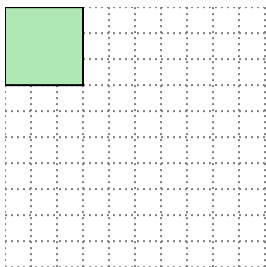
4. \_\_\_\_\_

5. \_\_\_\_\_



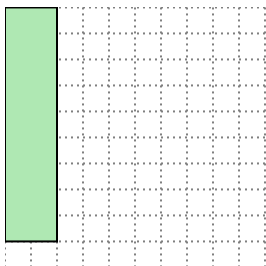
Solve each problem.

- 1) The rectangle below has the dimensions  $3 \times 3$ . Create a rectangle with the same area, but a different perimeter.




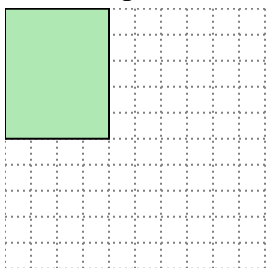
$1 \times 9$

- 2) The rectangle below has the dimensions  $2 \times 9$ . Create a rectangle with the same area, but a different perimeter.




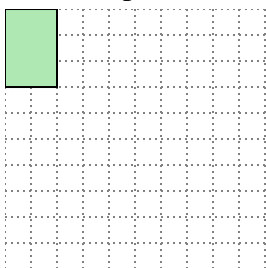
$3 \times 6$

- 3) The rectangle below has the dimensions  $4 \times 5$ . Create a rectangle with the same area, but a different perimeter.



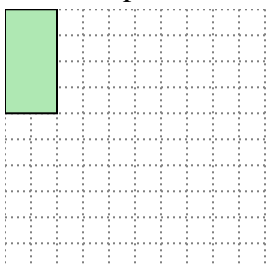
$2 \times 10$

- 4) The rectangle below has the dimensions  $2 \times 3$ . Create a rectangle with the same area, but a different perimeter.



$1 \times 6$

- 5) The rectangle below has the dimensions  $2 \times 4$ . Create a rectangle with the same area, but a different perimeter.



$1 \times 8$

Answers

1.  $1 \times 9$

2.  $3 \times 6$

3.  $2 \times 10$

4.  $1 \times 6$

5.  $1 \times 8$