



Solve each problem.

- 1) The rectangle below has the dimensions 1×10 . Create a rectangle with the same area, but a different perimeter.




- 2) The rectangle below has the dimensions 1×9 . Create a rectangle with the same area, but a different perimeter.



- 3) The rectangle below has the dimensions 4×10 . Create a rectangle with the same area, but a different perimeter.



- 4) The rectangle below has the dimensions 2×6 . Create a rectangle with the same area, but a different perimeter.



- 5) The rectangle below has the dimensions 5×6 . Create a rectangle with the same area, but a different perimeter.

**Answers**

1. _____

2. _____

3. _____

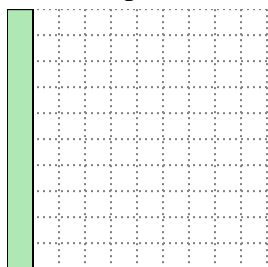
4. _____

5. _____

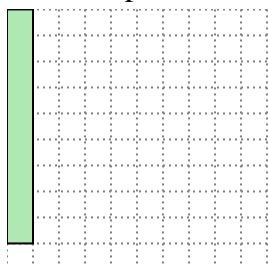


Solve each problem.


- 1) The rectangle below has the dimensions 1×10 . Create a rectangle with the same area, but a different perimeter.

 2×5

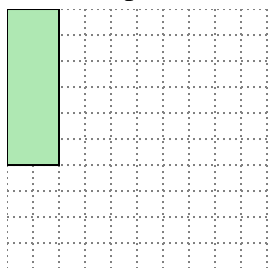
- 2) The rectangle below has the dimensions 1×9 . Create a rectangle with the same area, but a different perimeter.

 3×3

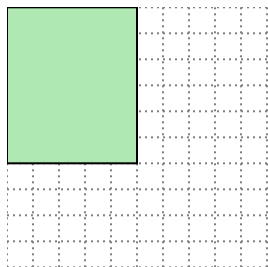
- 3) The rectangle below has the dimensions 4×10 . Create a rectangle with the same area, but a different perimeter.

 5×8

- 4) The rectangle below has the dimensions 2×6 . Create a rectangle with the same area, but a different perimeter.

 3×4

- 5) The rectangle below has the dimensions 5×6 . Create a rectangle with the same area, but a different perimeter.

 3×10 Answers1. 2×5 2. 3×3 3. 5×8 4. 3×4 5. 3×10



Solve each problem.

- 1) The rectangle below has the dimensions 2×9 . Create a rectangle with the same area, but a different perimeter.




- 2) The rectangle below has the dimensions 2×8 . Create a rectangle with the same area, but a different perimeter.



- 3) The rectangle below has the dimensions 5×6 . Create a rectangle with the same area, but a different perimeter.



- 4) The rectangle below has the dimensions 5×8 . Create a rectangle with the same area, but a different perimeter.



- 5) The rectangle below has the dimensions 2×4 . Create a rectangle with the same area, but a different perimeter.



Answers

1. _____

2. _____

3. _____


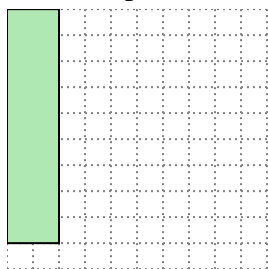
4. _____

5. _____

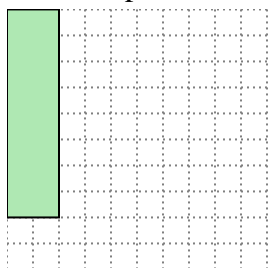


Solve each problem.

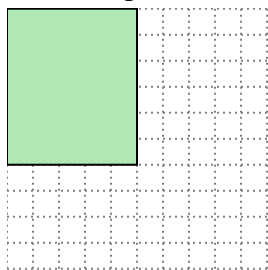
- 1) The rectangle below has the dimensions 2×9 . Create a rectangle with the same area, but a different perimeter.




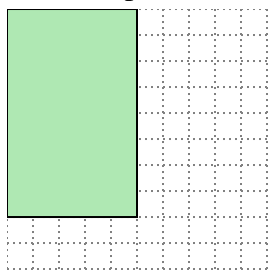
- 2) The rectangle below has the dimensions 2×8 . Create a rectangle with the same area, but a different perimeter.



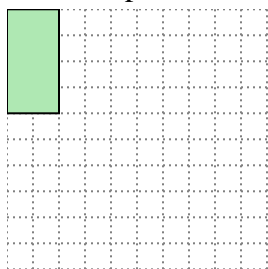
- 3) The rectangle below has the dimensions 5×6 . Create a rectangle with the same area, but a different perimeter.



- 4) The rectangle below has the dimensions 5×8 . Create a rectangle with the same area, but a different perimeter.




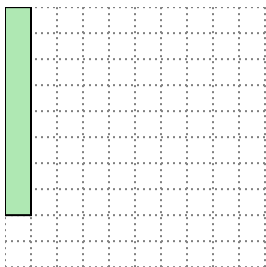
- 5) The rectangle below has the dimensions 2×4 . Create a rectangle with the same area, but a different perimeter.

Answers1. 3x62. 4x43. 3x104. 4x105. 1x8

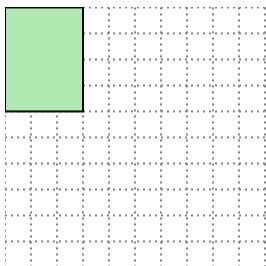


Solve each problem.


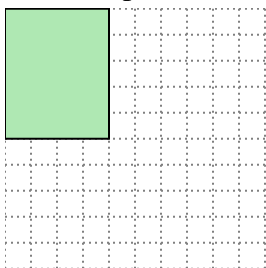
- 1) The rectangle below has the dimensions 1×8 . Create a rectangle with the same area, but a different perimeter.




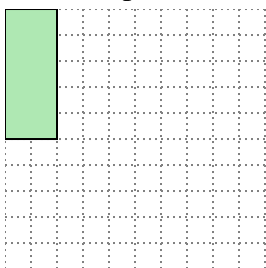
- 2) The rectangle below has the dimensions 3×4 . Create a rectangle with the same area, but a different perimeter.



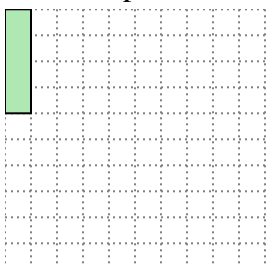
- 3) The rectangle below has the dimensions 4×5 . Create a rectangle with the same area, but a different perimeter.



- 4) The rectangle below has the dimensions 2×5 . Create a rectangle with the same area, but a different perimeter.



- 5) The rectangle below has the dimensions 1×4 . Create a rectangle with the same area, but a different perimeter.



Answers

1. _____

2. _____

3. _____

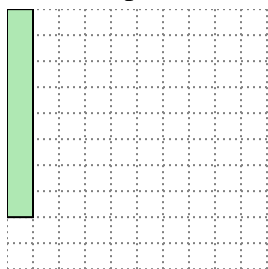
4. _____

5. _____

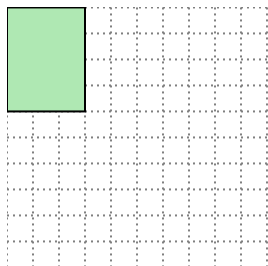


Solve each problem.

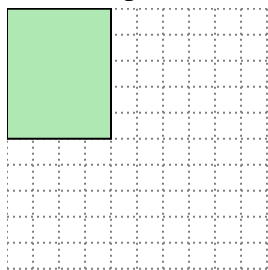
- 1) The rectangle below has the dimensions 1×8 . Create a rectangle with the same area, but a different perimeter.




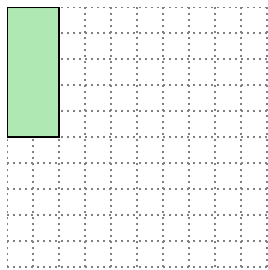
- 2) The rectangle below has the dimensions 3×4 . Create a rectangle with the same area, but a different perimeter.




- 3) The rectangle below has the dimensions 4×5 . Create a rectangle with the same area, but a different perimeter.



- 4) The rectangle below has the dimensions 2×5 . Create a rectangle with the same area, but a different perimeter.




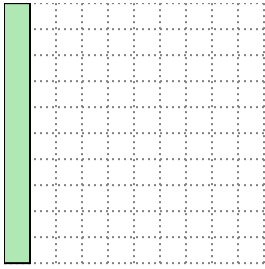
- 5) The rectangle below has the dimensions 1×4 . Create a rectangle with the same area, but a different perimeter.

Answers1. 2x42. 2x63. 2x104. 1x105. 2x2


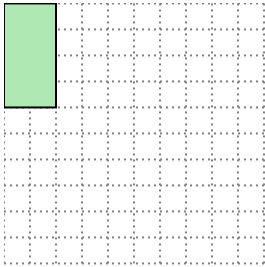


Solve each problem.


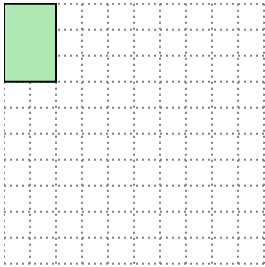
- 1) The rectangle below has the dimensions 1×10 . Create a rectangle with the same area, but a different perimeter.




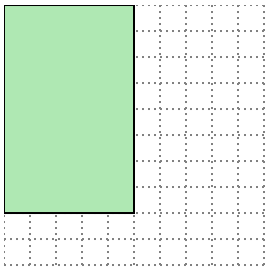
- 2) The rectangle below has the dimensions 2×4 . Create a rectangle with the same area, but a different perimeter.




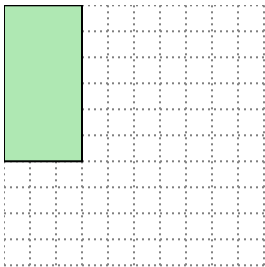
- 3) The rectangle below has the dimensions 2×3 . Create a rectangle with the same area, but a different perimeter.



- 4) The rectangle below has the dimensions 5×8 . Create a rectangle with the same area, but a different perimeter.



- 5) The rectangle below has the dimensions 3×6 . Create a rectangle with the same area, but a different perimeter.



Answers

1. _____

2. _____

3. _____


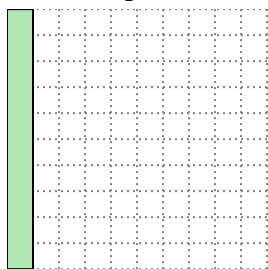
4. _____

5. _____

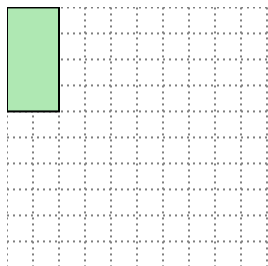


Solve each problem.


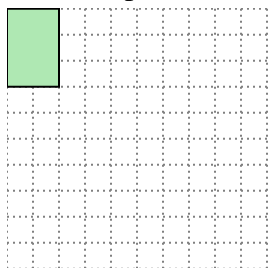
- 1) The rectangle below has the dimensions 1×10 . Create a rectangle with the same area, but a different perimeter.

 2×5


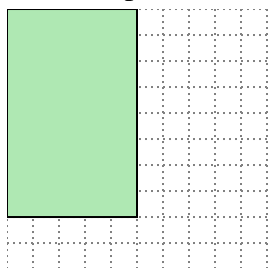
- 2) The rectangle below has the dimensions 2×4 . Create a rectangle with the same area, but a different perimeter.

 1×8

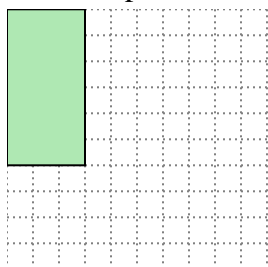
- 3) The rectangle below has the dimensions 2×3 . Create a rectangle with the same area, but a different perimeter.

 1×6

- 4) The rectangle below has the dimensions 5×8 . Create a rectangle with the same area, but a different perimeter.

 4×10


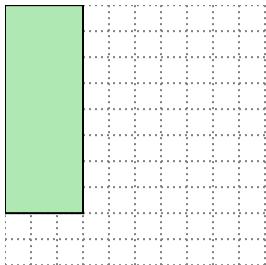
- 5) The rectangle below has the dimensions 3×6 . Create a rectangle with the same area, but a different perimeter.

 2×9 Answers1. 2×5 2. 1×8 3. 1×6 4. 4×10 5. 2×9

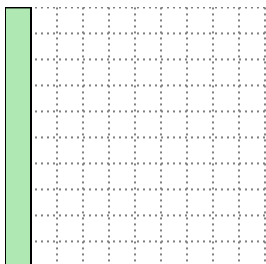


Solve each problem.

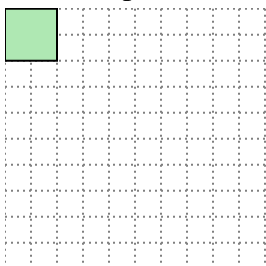
- 1) The rectangle below has the dimensions 3×8 . Create a rectangle with the same area, but a different perimeter.




- 2) The rectangle below has the dimensions 1×10 . Create a rectangle with the same area, but a different perimeter.



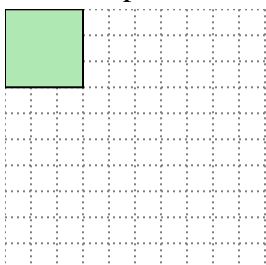
- 3) The rectangle below has the dimensions 2×2 . Create a rectangle with the same area, but a different perimeter.



- 4) The rectangle below has the dimensions 4×10 . Create a rectangle with the same area, but a different perimeter.



- 5) The rectangle below has the dimensions 3×3 . Create a rectangle with the same area, but a different perimeter.

**Answers**

1. _____

2. _____

3. _____

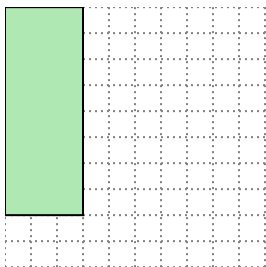
4. _____

5. _____

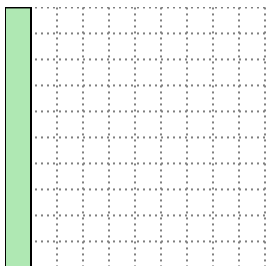


Solve each problem.

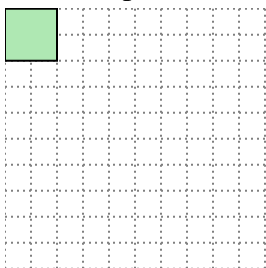
- 1) The rectangle below has the dimensions 3×8 . Create a rectangle with the same area, but a different perimeter.




- 2) The rectangle below has the dimensions 1×10 . Create a rectangle with the same area, but a different perimeter.



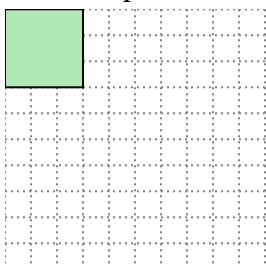
- 3) The rectangle below has the dimensions 2×2 . Create a rectangle with the same area, but a different perimeter.



- 4) The rectangle below has the dimensions 4×10 . Create a rectangle with the same area, but a different perimeter.



- 5) The rectangle below has the dimensions 3×3 . Create a rectangle with the same area, but a different perimeter.



Answers

1. 4x6

2. 2x5

3. 1x4


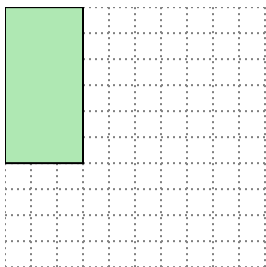
4. 5x8

5. 1x9

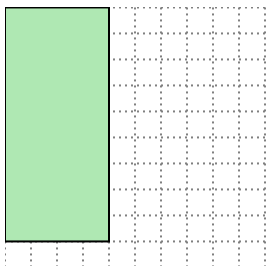


Solve each problem.


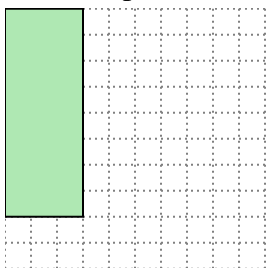
- 1) The rectangle below has the dimensions 3×6 . Create a rectangle with the same area, but a different perimeter.




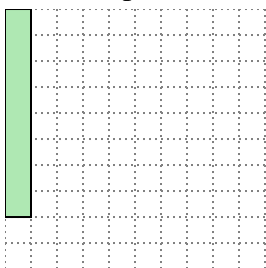
- 2) The rectangle below has the dimensions 4×9 . Create a rectangle with the same area, but a different perimeter.



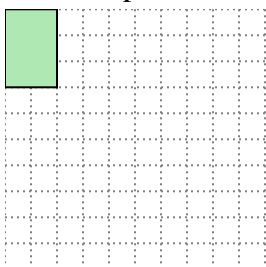
- 3) The rectangle below has the dimensions 3×8 . Create a rectangle with the same area, but a different perimeter.



- 4) The rectangle below has the dimensions 1×8 . Create a rectangle with the same area, but a different perimeter.



- 5) The rectangle below has the dimensions 2×3 . Create a rectangle with the same area, but a different perimeter.

**Answers**

1. _____

2. _____

3. _____


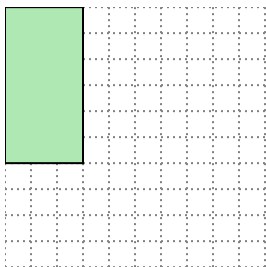
4. _____

5. _____



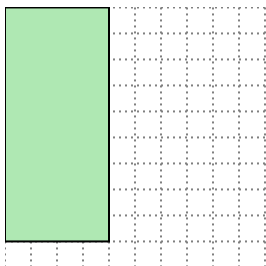
Solve each problem.

- 1) The rectangle below has the dimensions 3×6 . Create a rectangle with the same area, but a different perimeter.




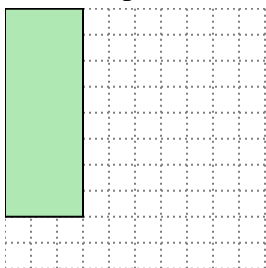
2×9

- 2) The rectangle below has the dimensions 4×9 . Create a rectangle with the same area, but a different perimeter.




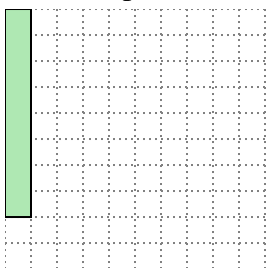
6×6

- 3) The rectangle below has the dimensions 3×8 . Create a rectangle with the same area, but a different perimeter.



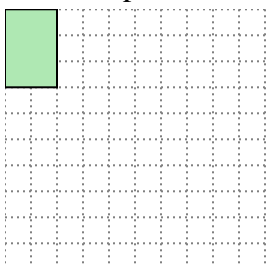
4×6

- 4) The rectangle below has the dimensions 1×8 . Create a rectangle with the same area, but a different perimeter.



2×4

- 5) The rectangle below has the dimensions 2×3 . Create a rectangle with the same area, but a different perimeter.



1×6

Answers

1. 2×9

2. 6×6

3. 4×6


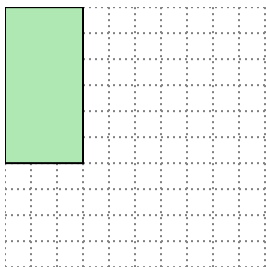
4. 2×4

5. 1×6

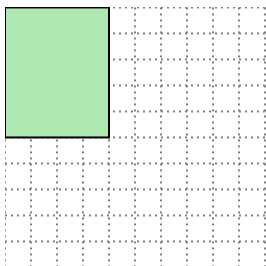


Solve each problem.


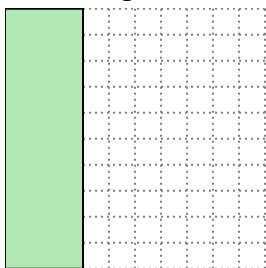
- 1) The rectangle below has the dimensions 3×6 . Create a rectangle with the same area, but a different perimeter.




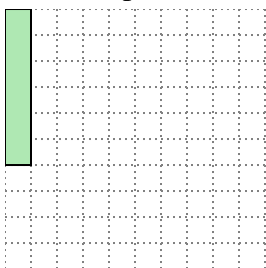
- 2) The rectangle below has the dimensions 4×5 . Create a rectangle with the same area, but a different perimeter.



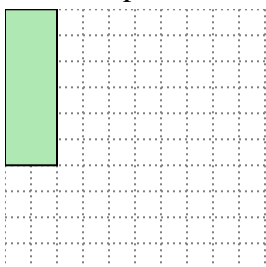
- 3) The rectangle below has the dimensions 3×10 . Create a rectangle with the same area, but a different perimeter.



- 4) The rectangle below has the dimensions 1×6 . Create a rectangle with the same area, but a different perimeter.



- 5) The rectangle below has the dimensions 2×6 . Create a rectangle with the same area, but a different perimeter.



Answers

1. _____

2. _____

3. _____

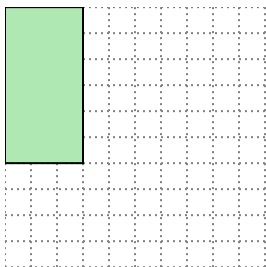
4. _____

5. _____

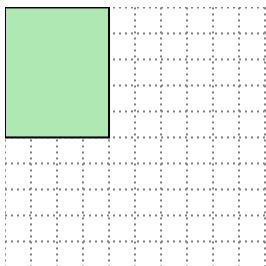


Solve each problem.

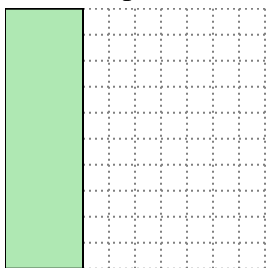
- 1) The rectangle below has the dimensions 3×6 . Create a rectangle with the same area, but a different perimeter.



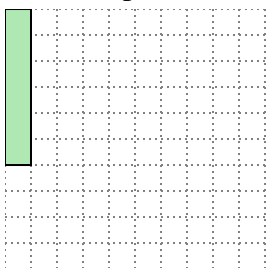
- 2) The rectangle below has the dimensions 4×5 . Create a rectangle with the same area, but a different perimeter.



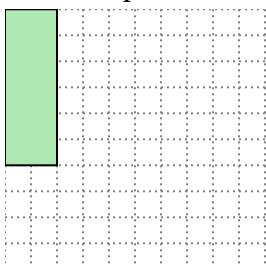
- 3) The rectangle below has the dimensions 3×10 . Create a rectangle with the same area, but a different perimeter.



- 4) The rectangle below has the dimensions 1×6 . Create a rectangle with the same area, but a different perimeter.




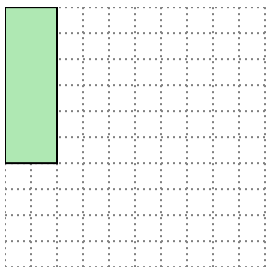
- 5) The rectangle below has the dimensions 2×6 . Create a rectangle with the same area, but a different perimeter.

Answers1. 2x92. 2x103. 5x64. 2x35. 3x4

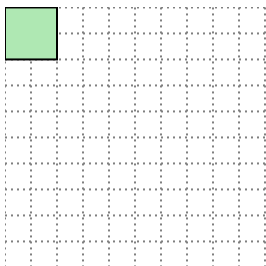


Solve each problem.


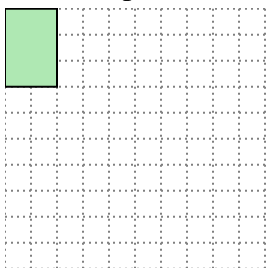
- 1) The rectangle below has the dimensions 2×6 . Create a rectangle with the same area, but a different perimeter.




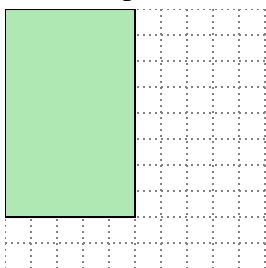
- 2) The rectangle below has the dimensions 2×2 . Create a rectangle with the same area, but a different perimeter.



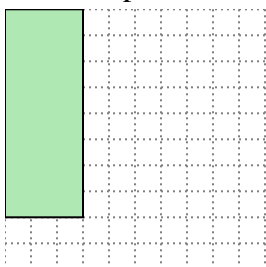
- 3) The rectangle below has the dimensions 2×3 . Create a rectangle with the same area, but a different perimeter.



- 4) The rectangle below has the dimensions 5×8 . Create a rectangle with the same area, but a different perimeter.



- 5) The rectangle below has the dimensions 3×8 . Create a rectangle with the same area, but a different perimeter.

Answers

1. _____

2. _____

3. _____

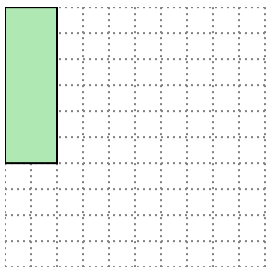
4. _____

5. _____



Solve each problem.

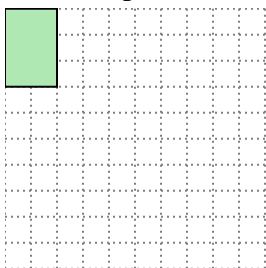
- 1) The rectangle below has the dimensions 2×6 . Create a rectangle with the same area, but a different perimeter.




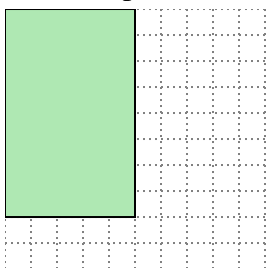
- 2) The rectangle below has the dimensions 2×2 . Create a rectangle with the same area, but a different perimeter.



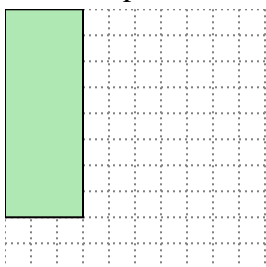
- 3) The rectangle below has the dimensions 2×3 . Create a rectangle with the same area, but a different perimeter.



- 4) The rectangle below has the dimensions 5×8 . Create a rectangle with the same area, but a different perimeter.




- 5) The rectangle below has the dimensions 3×8 . Create a rectangle with the same area, but a different perimeter.

Answers1. 3x42. 1x43. 1x64. 4x105. 4x6

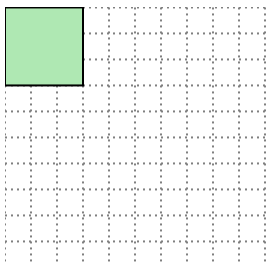


Solve each problem.

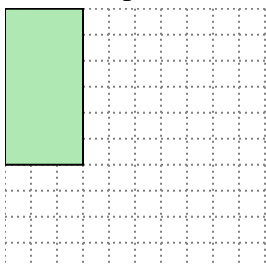
- 1) The rectangle below has the dimensions 4×10 . Create a rectangle with the same area, but a different perimeter.



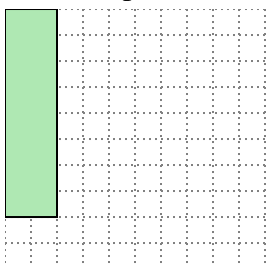
- 2) The rectangle below has the dimensions 3×3 . Create a rectangle with the same area, but a different perimeter.



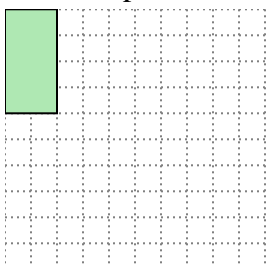
- 3) The rectangle below has the dimensions 3×6 . Create a rectangle with the same area, but a different perimeter.



- 4) The rectangle below has the dimensions 2×8 . Create a rectangle with the same area, but a different perimeter.



- 5) The rectangle below has the dimensions 2×4 . Create a rectangle with the same area, but a different perimeter.

**Answers**

1. _____

2. _____

3. _____



4. _____

5. _____



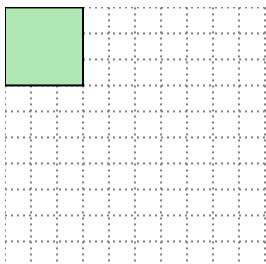
Solve each problem.

- 1) The rectangle below has the dimensions 4×10 . Create a rectangle with the same area, but a different perimeter.



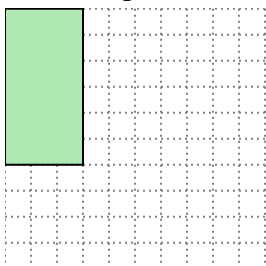
5×8

- 2) The rectangle below has the dimensions 3×3 . Create a rectangle with the same area, but a different perimeter.



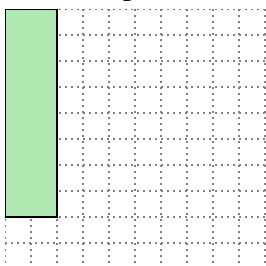
1×9

- 3) The rectangle below has the dimensions 3×6 . Create a rectangle with the same area, but a different perimeter.



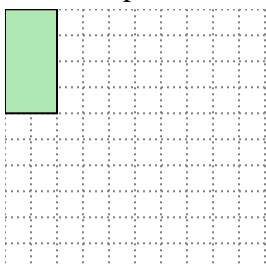
2×9

- 4) The rectangle below has the dimensions 2×8 . Create a rectangle with the same area, but a different perimeter.



4×4

- 5) The rectangle below has the dimensions 2×4 . Create a rectangle with the same area, but a different perimeter.



1×8

Answers

1. 5×8

2. 1×9

3. 2×9


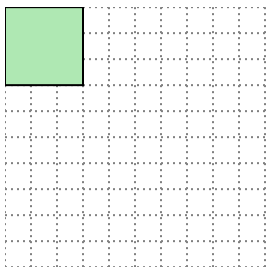
4. 4×4

5. 1×8

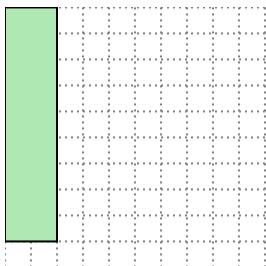


Solve each problem.


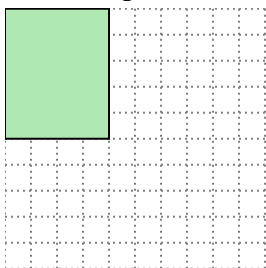
- 1) The rectangle below has the dimensions 3×3 . Create a rectangle with the same area, but a different perimeter.




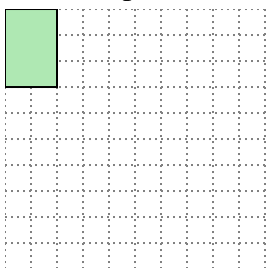
- 2) The rectangle below has the dimensions 2×9 . Create a rectangle with the same area, but a different perimeter.



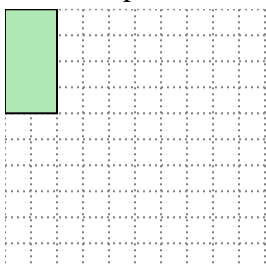
- 3) The rectangle below has the dimensions 4×5 . Create a rectangle with the same area, but a different perimeter.



- 4) The rectangle below has the dimensions 2×3 . Create a rectangle with the same area, but a different perimeter.



- 5) The rectangle below has the dimensions 2×4 . Create a rectangle with the same area, but a different perimeter.

**Answers**

1. _____

2. _____

3. _____


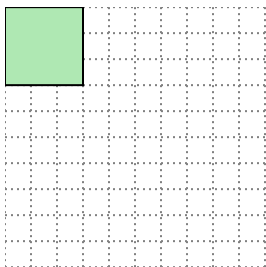
4. _____

5. _____



Solve each problem.

- 1) The rectangle below has the dimensions 3×3 . Create a rectangle with the same area, but a different perimeter.




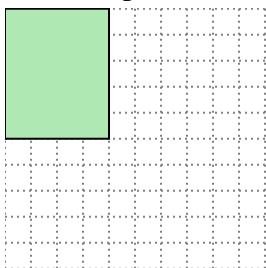
1×9

- 2) The rectangle below has the dimensions 2×9 . Create a rectangle with the same area, but a different perimeter.




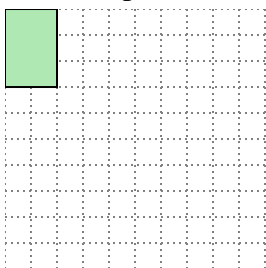
3×6

- 3) The rectangle below has the dimensions 4×5 . Create a rectangle with the same area, but a different perimeter.



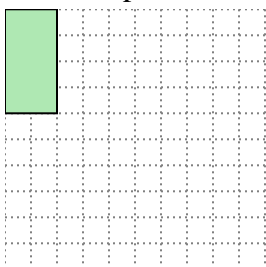
2×10

- 4) The rectangle below has the dimensions 2×3 . Create a rectangle with the same area, but a different perimeter.



1×6

- 5) The rectangle below has the dimensions 2×4 . Create a rectangle with the same area, but a different perimeter.



1×8

Answers

1. 1×9

2. 3×6

3. 2×10

4. 1×6

5. 1×8