

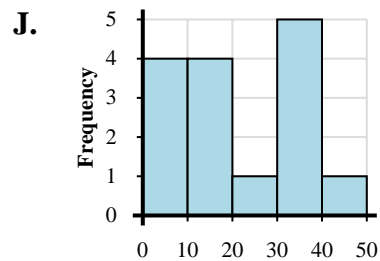
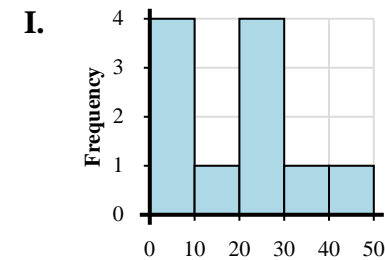
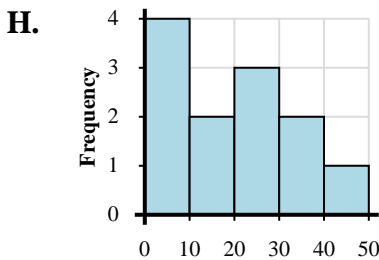
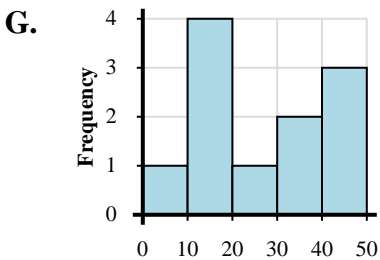
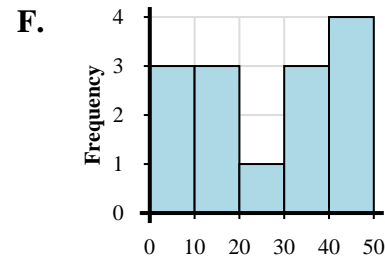
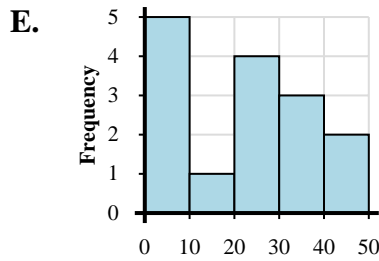
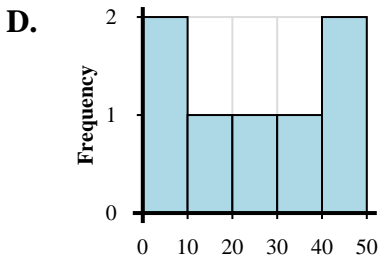
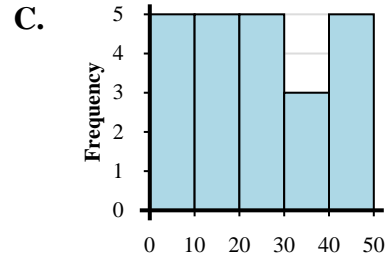
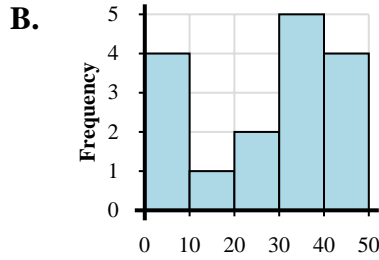
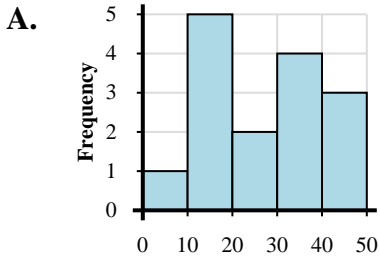


Match each data set to the its histogram.

**Answers**

- 1) 8, 18, 19, 17, 13, 10, 28, 28, 39, 30, 32, 37, 47, 49, 41
- 2) 3, 9, 9, 9, 6, 12, 20, 23, 29, 21, 35, 39, 39, 49, 41
- 3) 3, 9, 9, 3, 15, 27, 20, 33, 36, 36, 36, 38, 46, 44, 43, 46
- 4) 8, 7, 7, 9, 15, 15, 25, 25, 22, 39, 36, 48
- 5) 6, 5, 3, 8, 5, 16, 14, 11, 10, 10, 23, 27, 27, 24, 23, 33, 34, 32, 48, 42, 40, 46, 48
- 6) 4, 13, 15, 16, 19, 20, 30, 37, 45, 44, 44
- 7) 1, 3, 7, 17, 19, 10, 25, 33, 32, 38, 43, 48, 42, 44
- 8) 9, 8, 7, 6, 18, 27, 26, 24, 21, 33, 47
- 9) 1, 6, 7, 5, 12, 16, 15, 17, 28, 31, 31, 31, 33, 32, 45
- 10) 9, 3, 17, 28, 31, 45, 43

- 1. \_\_\_\_\_
- 2. \_\_\_\_\_
- 3. \_\_\_\_\_
- 4. \_\_\_\_\_
- 5. \_\_\_\_\_
- 6. \_\_\_\_\_
- 7. \_\_\_\_\_
- 8. \_\_\_\_\_
- 9. \_\_\_\_\_
- 10. \_\_\_\_\_





Match each data set to the its histogram.

- 1) 8, 18, 19, 17, 13, 10, 28, 28, 39, 30, 32, 37, 47, 49, 41
- 2) 3, 9, 9, 9, 6, 12, 20, 23, 29, 21, 35, 39, 39, 49, 41
- 3) 3, 9, 9, 3, 15, 27, 20, 33, 36, 36, 36, 38, 46, 44, 43, 46
- 4) 8, 7, 7, 9, 15, 15, 25, 25, 22, 39, 36, 48
- 5) 6, 5, 3, 8, 5, 16, 14, 11, 10, 10, 23, 27, 27, 24, 23, 33, 34, 32, 48, 42, 40, 46, 48
- 6) 4, 13, 15, 16, 19, 20, 30, 37, 45, 44, 44
- 7) 1, 3, 7, 17, 19, 10, 25, 33, 32, 38, 43, 48, 42, 44
- 8) 9, 8, 7, 6, 18, 27, 26, 24, 21, 33, 47
- 9) 1, 6, 7, 5, 12, 16, 15, 17, 28, 31, 31, 31, 33, 32, 45
- 10) 9, 3, 17, 28, 31, 45, 43

**Answers**

- 1. **A**
- 2. **E**
- 3. **B**
- 4. **H**
- 5. **C**
- 6. **G**
- 7. **F**
- 8. **I**
- 9. **J**
- 10. **D**

