



Use the visual model to solve each problem.

$$4 \frac{3}{5} - 2 \frac{4}{5} = ?$$

To solve a fraction subtraction problem one strategy is to shade in the starting amount first

(4 $\frac{3}{5}$)



Next mark off the wholes (2).



Finally mark off the fraction $\frac{4}{5}$.



Now we can see that $4 \frac{3}{5} - 2 \frac{4}{5} = 1 \frac{4}{5}$

1) $6 \frac{7}{8} - 2 \frac{3}{8} =$

2) $5 \frac{2}{3} - 3 \frac{1}{3} =$

3) $4 \frac{3}{6} - 2 \frac{4}{6} =$

4) $3 \frac{1}{5} - 1 \frac{4}{5} =$

5) $3 \frac{4}{5} - 1 \frac{3}{5} =$

6) $7 \frac{1}{3} - 4 \frac{1}{3} =$

7) $6 \frac{3}{4} - 4 \frac{2}{4} =$

8) $6 \frac{3}{4} - 3 \frac{1}{4} =$

9) $3 \frac{10}{12} - 1 \frac{10}{12} =$

10) $7 \frac{1}{10} - 2 \frac{1}{10} =$

Answers

1. _____

2. _____

3. _____

4. _____

5. _____

6. _____

7. _____

8. _____

9. _____

10. _____



Use the visual model to solve each problem.

$$4 \frac{3}{5} - 2 \frac{4}{5} = ?$$

To solve a fraction subtraction problem one strategy is to shade in the starting amount first

$$(4 \frac{3}{5})$$



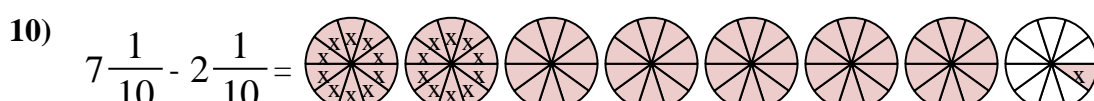
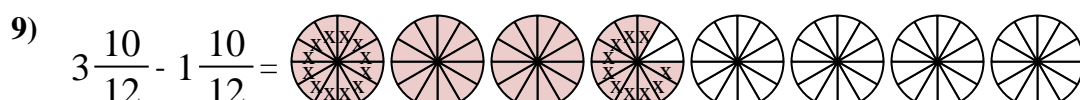
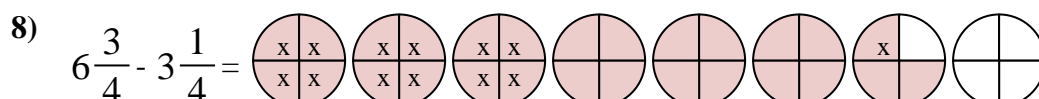
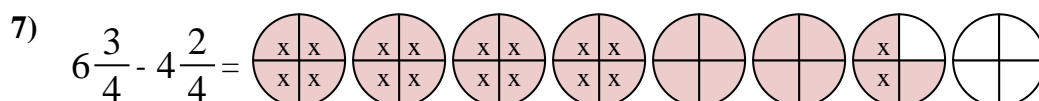
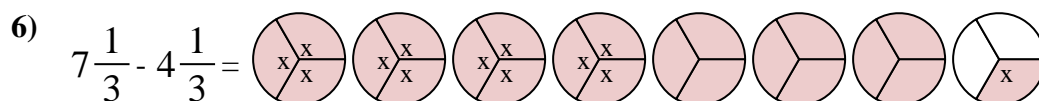
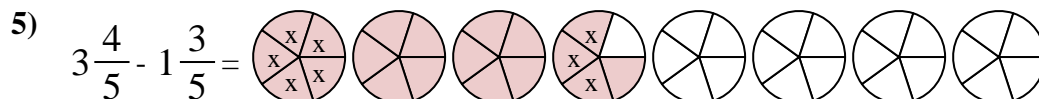
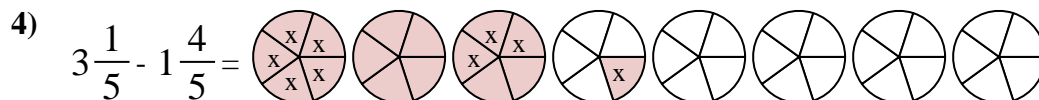
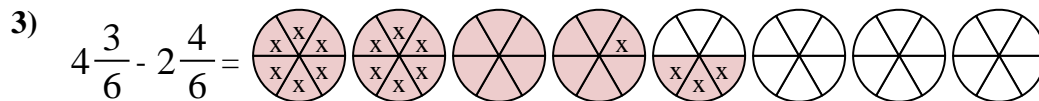
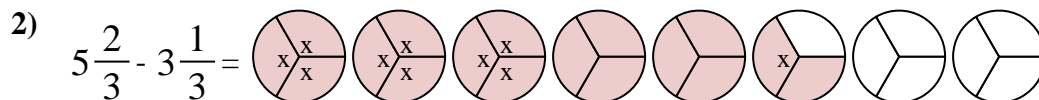
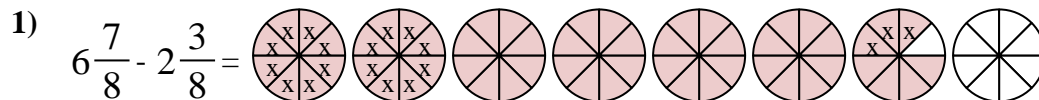
Next mark off the wholes (2).



Finally mark off the fraction 4/5.



$$\text{Now we can see that } 4 \frac{3}{5} - 2 \frac{4}{5} = 1 \frac{4}{5}$$



Answers

1. $4 \frac{4}{8}$

2. $2 \frac{1}{3}$

3. $1 \frac{5}{6}$

4. $1 \frac{2}{5}$

5. $2 \frac{1}{5}$

6. $3 \frac{0}{3}$

7. $2 \frac{1}{4}$

8. $3 \frac{2}{4}$

9. $2 \frac{0}{12}$

10. $5 \frac{0}{10}$