



Measure each of the bars (in centimeters) and then generate a line plot based on the information.

Answers



1. _____



2. _____



3. _____




4. _____



5. _____



6. _____



7. _____



8. _____



9. _____



10. _____



11. _____



12. _____



13. _____



14. _____


















15. _____

Line Plot



Measure each of the bars (in centimeters) and then generate a line plot based on the information.

Answers

- 1)  3
- 2)  7
- 3)  7
- 4)  4
- 5)  7
- 6)  7
- 7)  3
- 8)  10
- 9)  7
- 10)  7
- 11)  7
- 12)  10
- 13)  9
- 14)  3
- 15)  10

- 1. 3
- 2. 7
- 3. 7
- 4. 4
- 5. 7
- 6. 7
- 7. 3
- 8. 10
- 9. 7
- 10. 7
- 11. 7
- 12. 10
- 13. 9
- 14. 3
- 15. 10

Line Plot

