
















Measure each of the bars (in centimeters) and then generate a line plot based on the information.

Answers

- 1) 
- 2) 
- 3) 
- 4) 
- 5) 
- 6) 
- 7) 
- 8) 
- 9) 
- 10) 
- 11) 
- 12) 
- 13) 
- 14) 
- 15) 

- 1. _____
- 2. _____
- 3. _____
- 4. _____
- 5. _____
- 6. _____
- 7. _____
- 8. _____
- 9. _____
- 10. _____
- 11. _____
- 12. _____
- 13. _____
- 14. _____
- 15. _____

Line Plot



Measure each of the bars (in centimeters) and then generate a line plot based on the information.



Answers

1. 5

2. 5

3. 8

4. 5

5. 2

6. 5

7. 5

8. 6

9. 5

10. 2

11. 8

12. 8

13. 8

14. 8

15. 5

Line Plot

