





Sketch your line then answer with your slope.

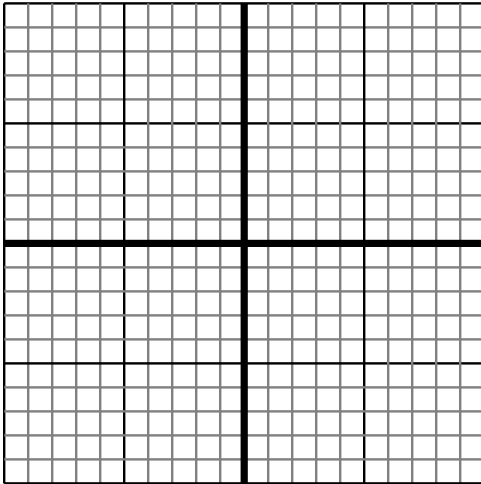
- 1) Sketch a line with a Y intercept of 3 and a smaller rate of change than: $Y = \frac{-2}{-8} + 3$



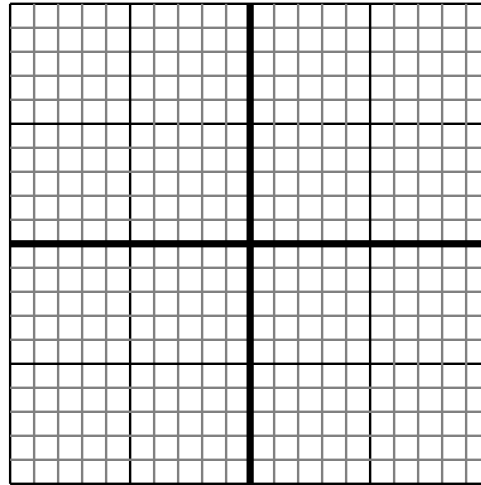
- 2) Sketch a line with a Y intercept of -8 and a greater rate of change than: $Y = \frac{8}{-6} - 8$



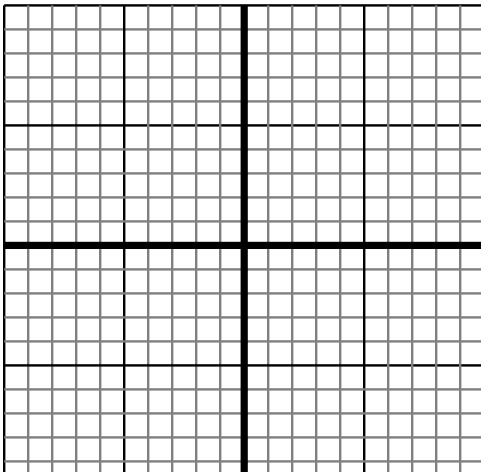
- 3) Sketch a line with a Y intercept of 8 and a greater rate of change than: $Y = \frac{8}{8} + 8$



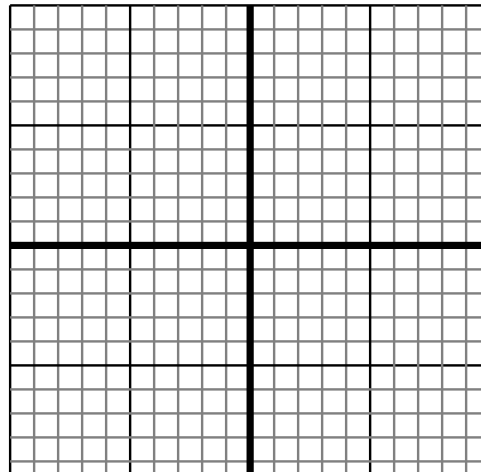
- 4) Sketch a line with a Y intercept of 10 and a greater rate of change than: $Y = \frac{-1}{8} + 10$



- 5) Sketch a line with a Y intercept of -7 and a smaller rate of change than: $Y = \frac{-6}{8} - 7$



- 6) Sketch a line with a Y intercept of -6 and a greater rate of change than: $Y = \frac{9}{1} - 6$



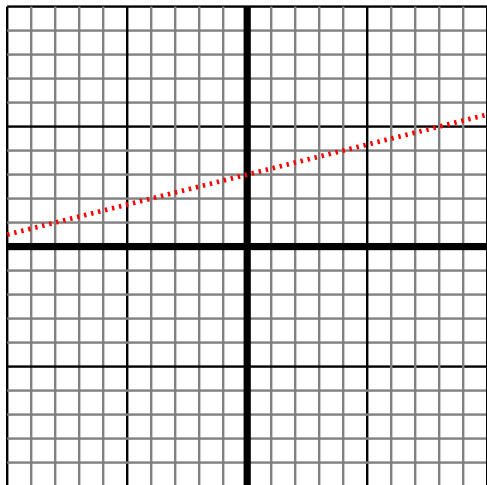
Answers

1. _____
2. _____
3. _____
4. _____
5. _____
6. _____

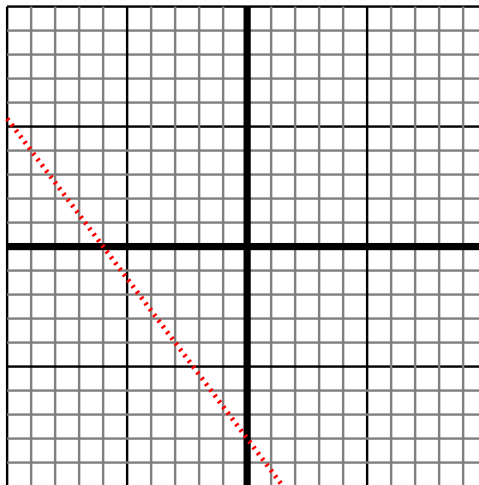


Sketch your line then answer with your slope.

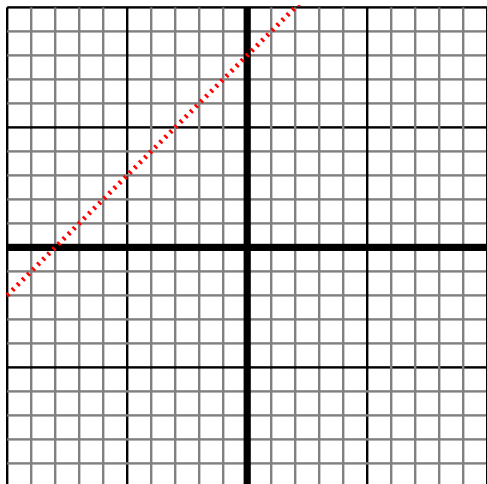
- 1) Sketch a line with a Y intercept of 3 and a smaller rate of change than: $Y = \frac{-2}{-8} + 3$



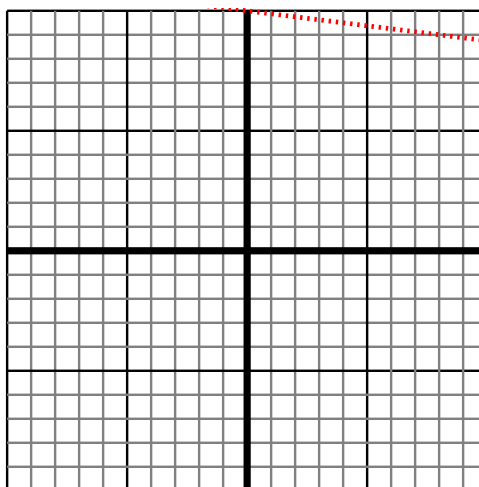
- 2) Sketch a line with a Y intercept of -8 and a greater rate of change than: $Y = \frac{8}{-6} - 8$



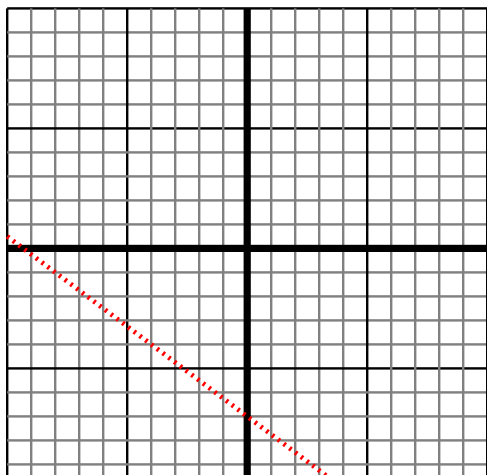
- 3) Sketch a line with a Y intercept of 8 and a greater rate of change than: $Y = \frac{8}{8} + 8$



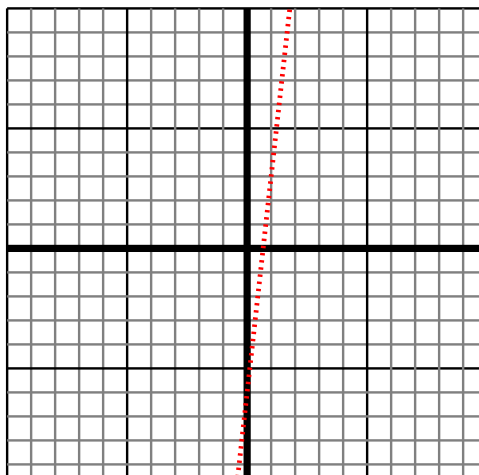
- 4) Sketch a line with a Y intercept of 10 and a greater rate of change than: $Y = \frac{-1}{8} + 10$



- 5) Sketch a line with a Y intercept of -7 and a smaller rate of change than: $Y = \frac{-6}{8} - 7$



- 6) Sketch a line with a Y intercept of -6 and a greater rate of change than: $Y = \frac{9}{1} - 6$



Answers

1. $< |\frac{-2}{-8}|$
2. $> |\frac{8}{-6}|$
3. $> |\frac{8}{8}|$
4. $> |\frac{-1}{8}|$
5. $< |\frac{-6}{8}|$
6. $> |\frac{9}{1}|$