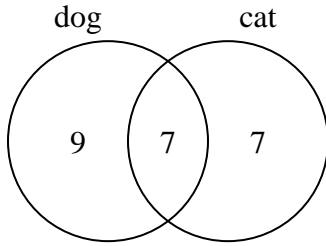




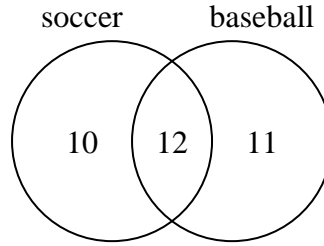
Use the diagram to solve each problem.

- 1) The diagram below shows the pets students in a class owned.



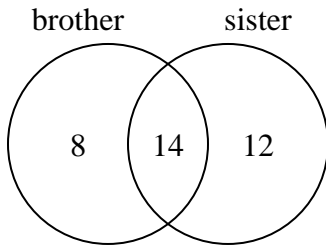
How many people had a dog?

- 2) The diagram below shows the sports people watched.



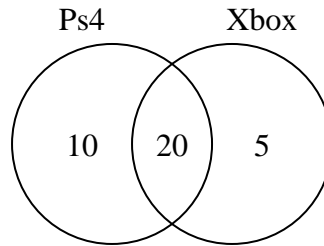
How many people only watched baseball?

- 3) The diagram below shows the gender of students siblings.



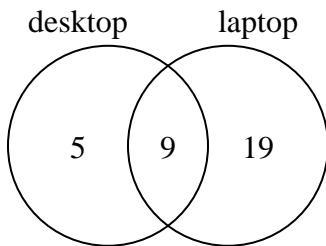
How many students had only a brother?

- 4) The diagram below shows the game consoles students owned.



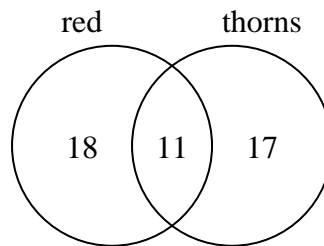
How many people owned both a Ps4 and a Xbox?

- 5) The diagram below shows the types of computers students owned.



How many students owned a desktop computer?

- 6) The diagram below shows the attributes of flowers in a flower shop.



How many flowers were red?

Answers

1. _____

2. _____

3. _____

4. _____

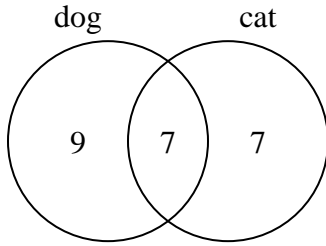
5. _____

6. _____



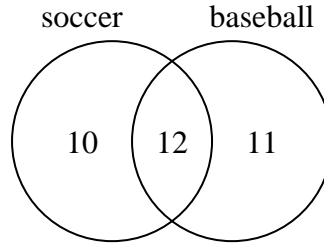
Use the diagram to solve each problem.

- 1) The diagram below shows the pets students in a class owned.



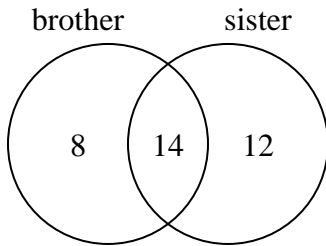
How many people had a dog?

- 2) The diagram below shows the sports people watched.



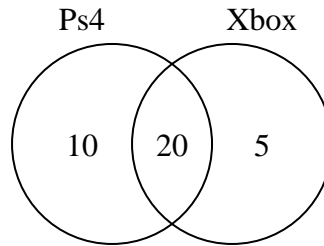
How many people only watched baseball?

- 3) The diagram below shows the gender of students siblings.



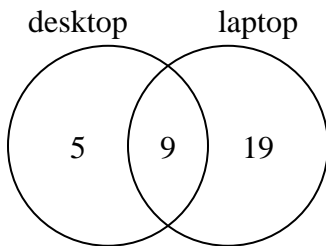
How many students had only a brother?

- 4) The diagram below shows the game consoles students owned.



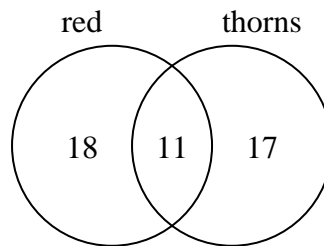
How many people owned both a Ps4 and a Xbox?

- 5) The diagram below shows the types of computers students owned.



How many students owned a desktop computer?

- 6) The diagram below shows the attributes of flowers in a flower shop.



How many flowers were red?

Answers

- 1. 16
- 2. 11
- 3. 8
- 4. 20
- 5. 14
- 6. 29